

## ***UCC/EAN 128 SERIAL SHIPPING CONTAINER LABEL (SSCC-18)***

- All cartons shipped to BCFW Distribution Centers and direct to store shipments will require a BCFW UCC-128 Shipping Container label. As you implement EDI ASN 856 the label will be related to a valid ASN transmission. BCFW's UCC-128 labels are not useable for automated inventory booking unless they are accompanied by a valid ASN (856) Document. **Duplicate BCFW UCC-128 Carton ID numbers are invalid. Do not re-use Carton ID numbers.**
- Create your BCFW UCC-128 Shipping Container label based on the UCC's "Application Standards for Shipping Container Codes".
- The lines of the barcode on the label must be perpendicular to the bottom of the carton.
- The barcode must be placed flat on the side of the carton, not on a seam or corner.

## ***GENERAL LABEL REQUIREMENTS***

- A carton label size of 3" x 6" minimum. Black type on white background.
- All shipping labels (UCC-128 or manual) require the following information:
  - Shipper Name and address
  - Store number or DC number/name and address
  - Postal Code
  - BCFW 9 digit Purchase Order number
  - BCFW Style/Color/Size
  - Breakdown of Unit Quantity by Style/Color/Sizes
  - Pre-Ticket Statement
  - Total Units in Carton
  - Carrier Information
  - "Master Carton" or "Odd Carton" if applicable
  - Number of cartons by store/lot # (1 of 5, 2 of 5, etc.)
  - Heavy statement (if applicable)

An expense offset will be assessed if any of the above information is missing or incorrect.

- ALL labels must be applied to a SINGLE flat side of the carton. Visible and readable.
- If utilizing carton markings that identify carton detail, do not cover carton detail with shipping label.
- When 2 labels are needed to meet our requirements, labels must be placed side by side  
**(NO MORE THAN 3 LABELS PER CARTON ARE ALLOWED)**
- You must label your cartons with the 9-digit long purchase order number. If the carton contains pre-packs made up of multiple styles you must include each 9-digit long purchase order on the carton label.
- Heavy carton label required on shipments over 60 lbs. (example: baby furniture)
- **PLEASE NOTE: USE OF A BCFW UCC-128 LABEL WILL BE REQUIRED NO LATER THAN DECEMBER 15<sup>th</sup>, 2003. FAX SAMPLE LABEL FOR APPROVAL TO 609-239-8213.**

**LABELING EXAMPLES (NOTE: INDUSTRY STANDARDS CARTON LABELING)**

Please note these labels are samples. The Uniform Code Council (UCC) has approved a standardized format for the UCC-128 Shipping Container Label. For more information, call the UCC at 800-543-8137 or on the Internet: <http://www.uc-council.org>

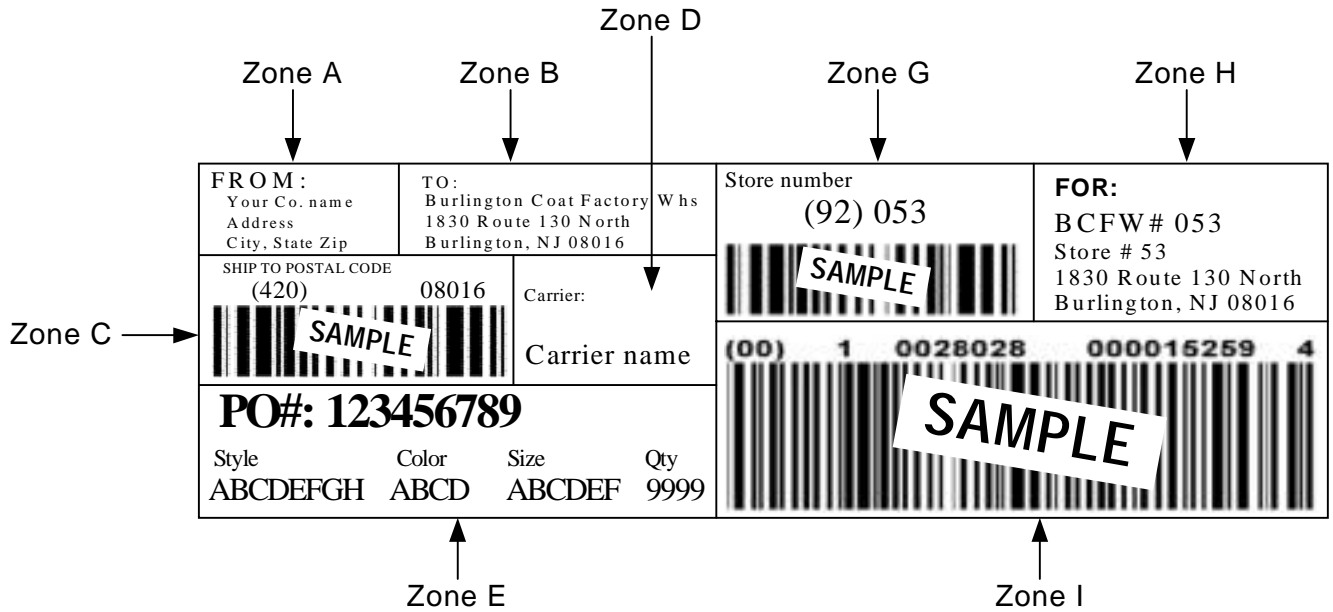


<p><b>Zone A</b></p> <p>Zone title: FROM                      Height: 0.8"                      Width: 1.25"                      Data Content: Ship from Name and Address                      Text size: 8 to 10 Pts</p>	<p><b>Zone D</b></p> <p>Zone title: Carrier:                      Height: 1.0"                      Width: 1.5"                      Data Content: Carrier name SCAC                      Text size: 10 to 16 Pts</p>	<p><b>Zone H</b></p> <p>Zone title: FOR                      Height: 1.2"                      Width: 1.5"                      Data Content: Store number and address                      Text size: 12 Pt</p>
<p><b>Zone B</b></p> <p>Zone title: TO:                      Height: 0.8"                      Width: 2.75"                      Data Content: Ship to Name and Address                      Text size: 12 to 14 Pts</p>	<p><b>Zone E</b></p> <p>Zone title: (not applicable)                      Height: 1.2"                      Width: 4"                      Data Content: 9 digit PO number (24 pt)                      Style, color, size* (10 pt)                      Quantity in Carton (10 pt)</p>	<p><b>Zone I</b></p> <p>Zone title: (not applicable)                      Height: 2"                      Width: 4"                      Data Content: Serial Shipping Container Code                      Bar Code height: 1.25" minimum                      X Dimension 0.020" minimum</p>
<p><b>Zone C</b></p> <p>Zone title: Ship to Postal code                      Height: 1.0"                      Width: 2.5"                      Data Content: Ship to Postal bar code                      Bar Code height: 0.5" minimum                      Text size: 8 to 10 Pts</p>	<p><b>Zone G</b></p> <p>Zone title: Store number                      Height: 1.2"                      Width: 2.5"                      Data Content: 3 digit Store number                      Text size: 36 Pt                      Bar Code height: 0.5" minimum                      X Dimension 0.020" minimum</p>	<p><b>NOTES</b></p> <p>* Style, Color and Size ( up to 12 bytes each)                      * Multi SKU (style, color, size )cartons must include a content label</p>

**If carton content does not fit in Zone E of BCFW’s UCC-128 label an additional carton content label is required. (See the Additional Carton Content Label example on page 15)**

**LABELING EXAMPLES (Continued)**

The UCC-128 label may be used in a landscape (horizontal) format as shown in the following example when carton height is less than 6 inches.



**ADDITIONAL CARTON CONTENT LABEL**

If carton content does not fit in Zone E of the UCC-128 label an additional carton content label is required.

DEPT: 8	Burlington Coat Facto	PAGE: 1 OF 1		
SHIP TO: 053	CUST PO#: 801629901			
ORDER #: 1198715 -	PICKTICKET #: 8660578			
CONTAINER CONTENTS				
LN.	Style	Color	Size	QTY
2	66138741	NAVY	S	1
	66138754	NAVY	M	2
	66138767	NAVY	L	3
	66138770	NAVY	XL	3
	66138783	NAVY	XXL	1
Total Qty:				10
SPUR: 709	Pickticket: 184325			
DR#:	Ship With Control: 184323			
Ctn: 5		of 12		

**MASTER CARTON LABEL REQUIREMENTS**

- Cartons containing re-shippable or bundled pre-packs must be labeled clearly “**MASTER CARTON**” with the make up of the pre-packs contained in the carton.
- You must label your cartons with the 9-digit long purchase order number.
- Inner cartons/packages must be the same for each distinct style, color, size, and pre-pack type.
- You must provide the following additional information on Master cartons
  - The exact make up of the pre-packs contained by style/color/size (ex: S/1 M/3 L/2)
  - Total number of pre-packs contained
  - Total units contained in the carton (ex: 6 pre-pack bundles of 8 pcs. = 48 total units)

From: ABC Company Any Street Anywhere, CA 90909	To: Burlington Coat Factory 1830 Route 130 North Burlington, NJ 08016		
<b>P.O. # 123456789</b>			
<b>MASTER CARTON</b>			
<u>STYLE</u> 345	<u>COLOR</u> white	S M L XL 2 2 2 2	Total Qty: 48 pcs.
Ticketed: Y or N		6 inner cartons/bundles of 8 pcs. each	

**ODD CARTON LABELS REQUIREMENTS**

- For cartons with either less or more units than the standard used on the rest of the shipment an “**ODD CARTON**” label is required.
- Only one odd carton is allowed per PO style (9-digit long PO number or PO line) or pre-pack type.
- You must label your cartons with the 9-digit long purchase order number.
- You must provide the following information on odd cartons
  - The exact make up of the pre-packs contained by style /color/size
  - Total number of units or pre-packs contained in the carton
  - Identify carton as “**ODD**”

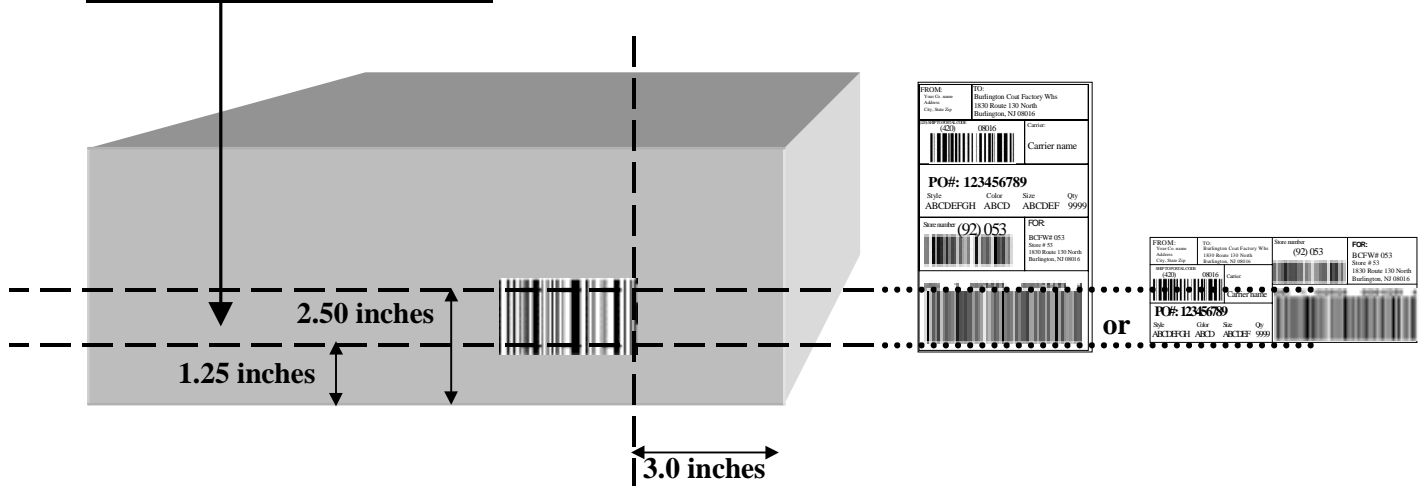
From: ABC Company Any Street Anywhere, CA 90909	To: Burlington Coat Factory 1830 Route 130 North Burlington, NJ 08016		
<b>P.O. # 123456789</b>			
<b>ODD CARTON</b>			
<u>STYLE</u> 567 567	<u>COLOR</u> white red	<u>SIZES &amp; QTY of SIZES</u> S M L XL 3 12 3 1	Total Qty: 19
Ticketed: Y or N			

## UCC-128 LABEL PLACEMENT

- Place one UCC128 label on the longest side of the carton in the bottom right corner. The SSCC label barcode must be placed 3” from the vertical edge and 1¼” from the bottom edge of the carton.
- If the carton is 6 inches in height or above, place the vertical label on the side of the carton.
- If the carton is less than 6 inches in height, use either the horizontal format or the vertical label format. The vertical format may be overlapped from the top to the side of the carton as long as the barcode is not folded (see illustration on page 16).
- For GOH shipments, place the UCC-128 label over the hanger of the lead garment for each PO (e.g., affix the label to media such as plastic envelope, cardboard, card stock, etc.). Do not affix the UCC-128 label to the disposable poly-bag covering the garment. (Note: The lead garment in a GOH shipment is the first garment unloaded from the trailer when it arrives at the distribution center).

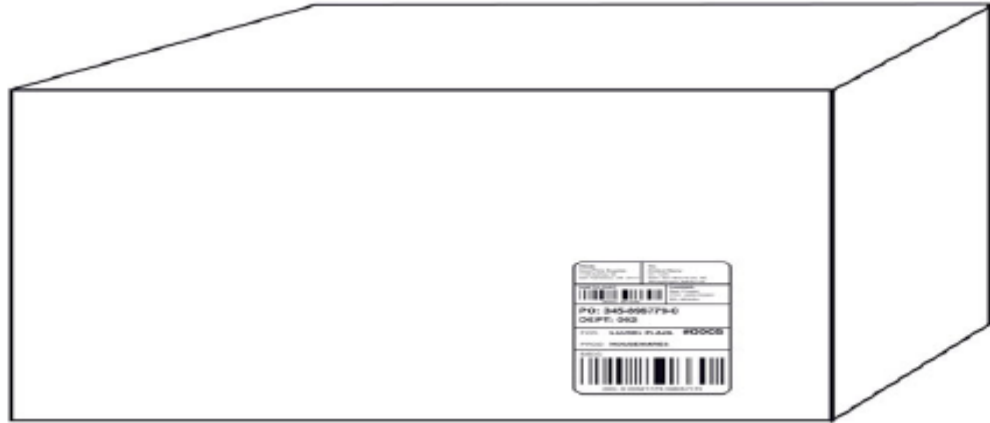
## ACCEPTABLE UCC-128 LABEL PLACEMENT

**SSCC bars must cover this band**



## ***LABEL PLACEMENT OPTIONS***

- **Preferred vertical label placement.** Labels must be placed on the longest side of the carton, 3 inches from the vertical edge and 1¼ inches from the bottom of the carton. To be applied to cartons that are 6 inches in height or greater.



- **Overlapped vertical label placement.** Labels must be placed on the longest side of the carton, 3 inches from the vertical edge and 1¼ inches from the bottom of the carton. The barcode must not be folded. To be applied to cartons that are less than 6 inches in height.



- **Horizontal label placement.** Labels must be placed on the longest side of the carton, 3 inches from the vertical edge and 1¼ inches from the bottom of the carton. To be applied to cartons that are less than 6 inches in height.

